



# Contenuti aggiuntivi

Avrai notato che nel libro acquistato ci sono molti esercizi di colorazione, di pregrafismi, di simmetria.

Questi esercizi aiutano ad allenare la mano e le dita per scrivere in modo corretto.



E' fondamentale sin da subito utilizzare una corretta postura ed impugnatura della penna o della matita, per agevolare il tratto grafico.

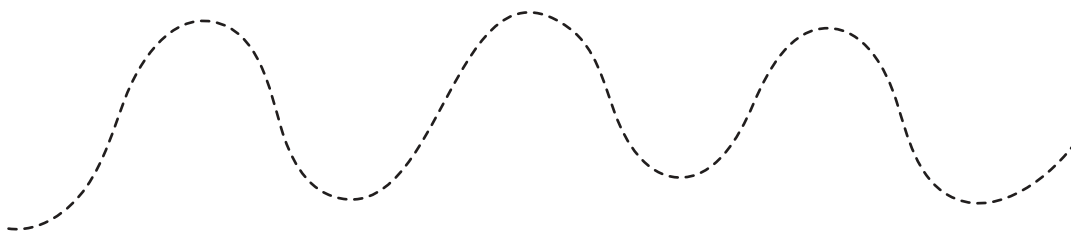
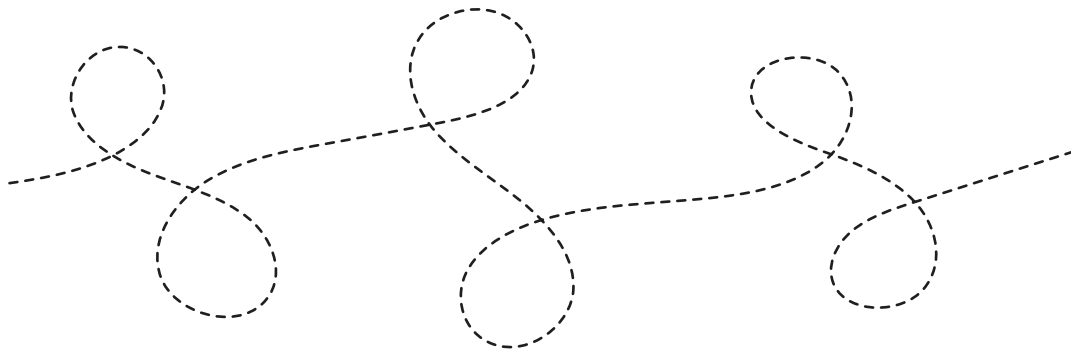
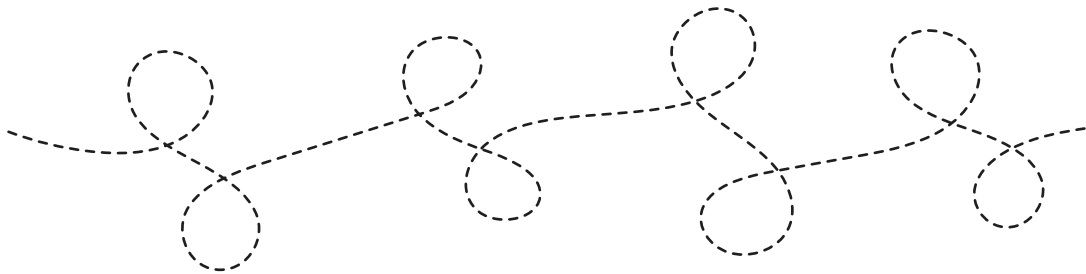
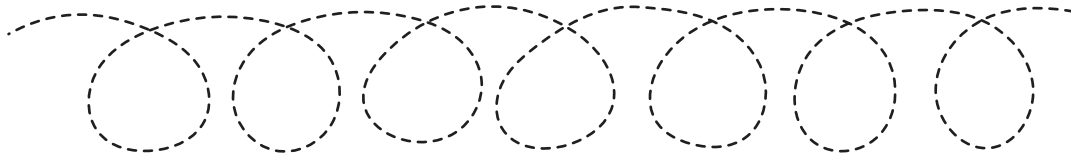
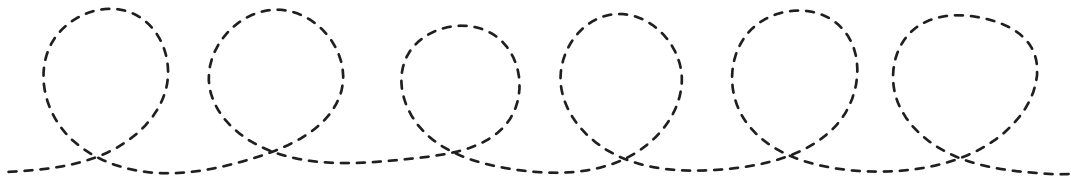

Impugnature non corrette


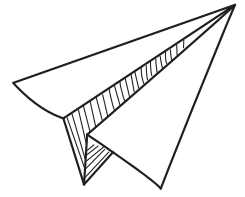



Impugnature corrette












Osserva l'immagine a  
sinistra e scrivi ciò  
che riconosci



palla

sabbia

sdraio

mare

cielo

gabbiano


nuvola

ombra

stella



Osserva l'immagine a  
sinistra e scrivi ciò  
che riconosci



anguria

palma

sole

secchio

foglia



bocca


castello

tronco

manico

*Colora una forma alla volta, tracciando prima il bordo con il colore che hai scelto.*





A series of horizontal lines for writing, starting from the top right and extending across the page. The lines are evenly spaced and cover most of the page's width. A vertical line is present on the left side, creating a margin.